AVISO

La información contenida en este documento es propiedad de la Bolsa de Valores de la República Dominicana y debe ser usada sólo para fines informativos y nunca como consejo de inversión.

Cualquier publicación o reproducción de esta información debe ser autorizada expresamente por la Bolsa de Valores de la República Dominicana.

¡BVRD, por un Mercado de Valores más Transparente, Equitativo y Eficiente!

Bolsa de Valores de la República Dominicana

BD25042017
Rueda No. 2754

Boletín Bursátil de Operaciones de Renta Fija
Mercados Primario y Secundario

martes, 25 de abril de 2017

Tasa de Cambio USD

47.4004

Mercados	Valor Nominal USD	Valor Transado USD	Valor Transado en USD Equivalentes a RD$	Valor Nominal RD$	Valor Transado RD$	Total Transado en la BVRD
Mercado Primario	0.00	0.00	0.00	0.00	0.00	0.00
Mercado Secundario	13,876.00	15,035.97	712,710.99	553,120,000.00	582,304,495.26	583,017,206.25
Total Transado Hoy	**13,876.00**	**15,035.97**	**712,710.99**	**553,120,000.00**	**582,304,495.26**	**583,017,206.25**
Desde el 1ero de Enero hasta el 25 de abril del 2017						
Mercado Primario	100,000,000.00	100,077,227.43	4,723,116,848.84	2,100,000,000.00	2,108,867,766.54	6,831,984,615.38
Mercado Secundario	56,958,520.00	60,775,558.40	2,872,543,941.29	36,406,355,362.00	38,718,724,802.39	41,591,268,743.68
Volumen Acumulado	**156,958,520.00**	**160,852,785.83**	**7,595,660,790.13**	**38,506,355,362.00**	**40,827,592,568.93**	**48,423,253,359.06**
Desde el 1ero de Enero hasta el 25 de abril del 2016						
Mercado Primario	51,853,800.00	51,853,800.00	2,377,802,667.42	810,000,000.00	810,416,767.62	3,188,219,435.04
Marcado Secundario	57,032,421.00	57,271,484.86	2,625,813,473.31	29,950,780,000.00	31,677,693,627.98	34,303,507,101.29
Total Negociado	**108,886,221.00**	**109,125,284.86**	**5,003,616,140.73**	**30,760,780,000.00**	**32,488,110,395.60**	**37,491,726,536.33**

OPERACIONES DE RENTA FIJA
Mercado Secundario
25-abril-2017

Fecha de Operación	Número de Operación	Título Valor	Descripcion	Emisor	Fecha de Emisión	Fecha Vencto	Valor Negociado	Precio	Tasa Int.	Valor Tran	Rend	Mon	Fecha Liq
25/04/2017	17042513887	MH12027	Bonos de Deuda Ley 331-15	SEH	05/08/2016	05/02/2027	10,000,000.00	102.950420	11.25	10,544,699.53	10.75	DOP	27/04/2017
25/04/2017	17042513888	MH42026	Bonos de Deuda Ley 331-15	SEH	04/06/2016	04/12/2026	10,000,000.00	102.057445	11.00	10,639,717.10	10.65	DOP	27/04/2017
25/04/2017	17042513889	MH12027	Bonos de Deuda Ley 331-15	SEH	05/08/2016	05/02/2027	15,000,000.00	102.950420	11.25	15,817,049.30	10.75	DOP	27/04/2017
25/04/2017	17042513890	MH42026	Bonos de Deuda Ley 331-15	SEH	04/06/2016	04/12/2026	15,000,000.00	102.057445	11.00	15,959,575.65	10.65	DOP	27/04/2017
25/04/2017	17042513891	CI090224	Certificados Inversion Especial BC	BCRD	09/02/2017	09/02/2024	200,000,000.00	101.866949	11.00	208,413,456.01	10.60	DOP	27/04/2017
25/04/2017	17042513893	NO220219	Notas de Renta Fija BC	BCRD	22/02/2014	22/02/2019	10,250,000.00	104.840996	12.00	10,961,873.32	9.05	DOP	27/04/2017
25/04/2017	17042513894	NO220219	Notas de Renta Fija BC	BCRD	22/02/2014	22/02/2019	186,270,000.00	104.840996	12.00	199,206,648.18	9.05	DOP	27/04/2017
25/04/2017	17042513895	MH22026	Bonos de Deuda Ley 331-15	SEH	14/01/2016	14/01/2026	10,000,000.00	100.970467	10.88	10,403,930.26	10.70	DOP	27/04/2017
25/04/2017	17042513896	MH22026	Bonos de Deuda Ley 331-15	SEH	14/01/2016	14/01/2026	81,600,000.00	100.970467	10.88	84,896,070.94	10.70	DOP	27/04/2017
25/04/2017	17042513898	MH22023	Bonos de Deuda Ley 693-16	SEH	07/04/2017	07/04/2023	5,000,000.00	101.678843	10.50	5,112,709.27	10.12	DOP	27/04/2017
25/04/2017	17042513899	CI090224	Certificados Inversion Especial BC	BCRD	09/02/2017	09/02/2024	10,000,000.00	101.147878	11.00	10,348,765.70	10.75	DOP	27/04/2017
25/04/2017	17042513903	BC3EGH01	Bonos Corporativos USD	EGEHAI	23/01/2015	23/01/2025	10,852.00	109.485710	7.00	11,889.71	5.50	USD	27/04/2017
25/04/2017	17042513905	BC3EGH06	Bonos Corporativos USD	EGEHAI	28/04/2015	28/04/2025	3,024.00	103.550000	6.00	3,146.26	5.46	USD	27/04/2017

MONTO TOTAL NEGOCIADO EN RD$	**553,120,000.00**	**582,304,495.26**
MONTO TOTAL NEGOCIADO EN US$	**13,876.00**	**15,035.97**
EQUIVALENTE EN RD$ DE LO NEGOCIADO EN USD$	**657,727.95**	**712,710.99**
Cant Op 14	TOTAL NEGOCIADO MS EN PESOS (RD$)	**553,777,727.95**	**583,017,206.25**

Montos Operados en Renta Fija por Emisor/Instrumento
Mercado Secundario
25 de abril de 2017

INSTRUMENTO	Montos Transados		
	Total en DOP	% DOP	En USD
Ministerio de Hacienda, Bonos Ley 331-15	148,261,042.78	25.43%	
Certificados Inversion Especial B. C.	218,762,221.71	37.52%	
Bonos Corporativos EGE Haina	712,710.99	0.12%	15,035.97
Notas del Banco Central	210,168,521.50	36.05%	
Ministerio de Hacienda, Bonos Ley 693-16 2023	5,112,709.27	0.88%	
Total Negociado en el MS en este día RD$	**583,017,206.25**	**100.00%**	**15,035.97**

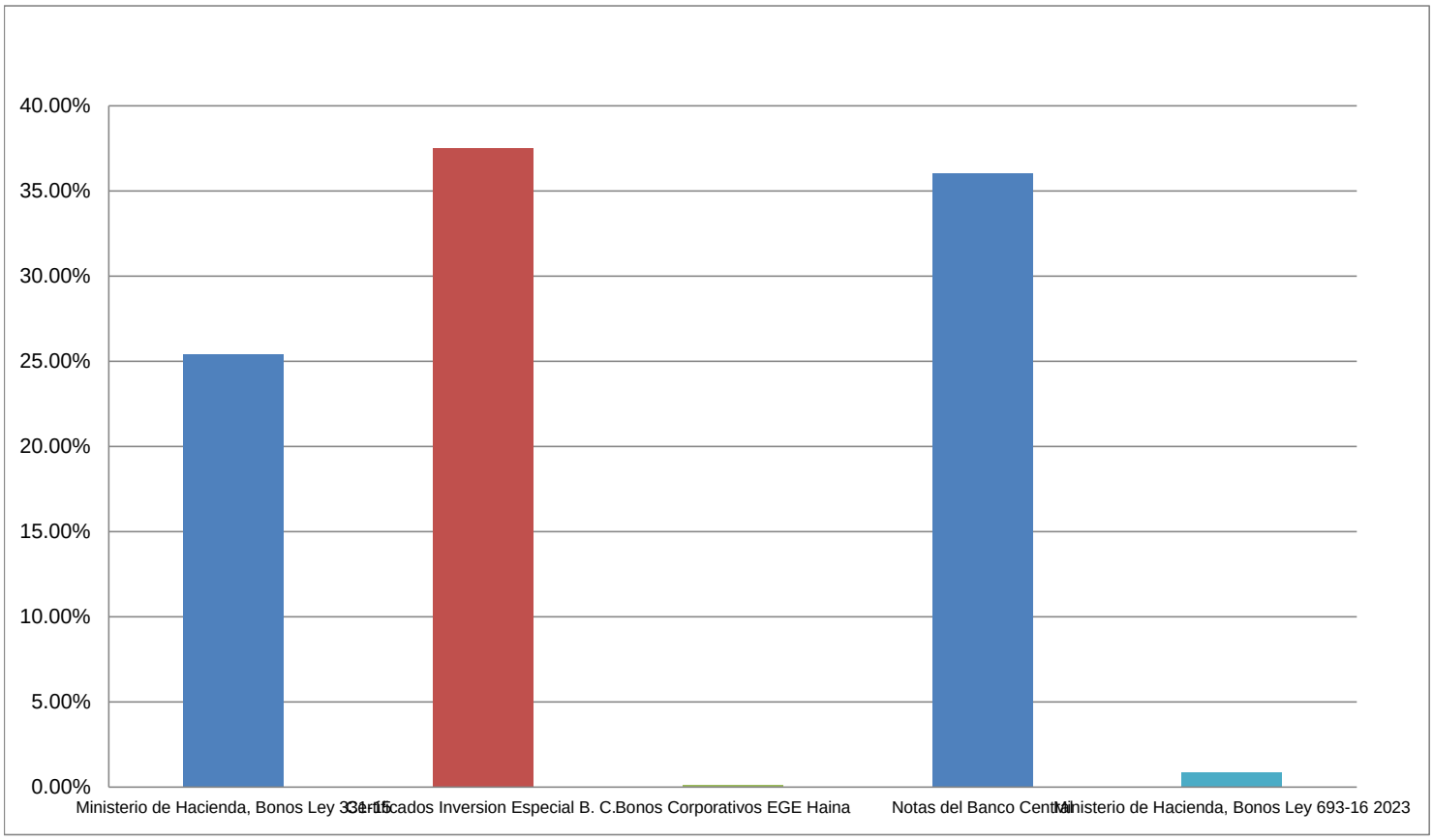

Detalle Acumulado por Entidad/Instrumento
Mercado Secundario

INSTRUMENTO	Valor Transado RD$ y Equiv	% DOP	Valor Transado US$
Bonos Corporativos CEPM	5,215,114.10	0.013%	111,236.00
Ministerio de Hacienda. Bonos Ley 175-12	159,619,670.68	0.384%	3,374,749.88
EGE Haina Bonos Corporativos USD	11,276,873.07	0.027%	240,802.93
Banco Central R. D. Certificados Inversión Especial	15,592,943,470.12	37.491%	
Ministerio de Hacienda, Bonos Ley 331-15	5,229,960,061.14	12.575%	
Ministerio de Hacienda. Bonos Ley 152-14	2,298,548,620.06	5.527%	
Banco Central R. D. Notas de Renta Fija	7,611,623,853.94	18.301%	
Ministerio de Hacienda, Bonos Ley 548-13	100,068,037.51	0.241%	
Ministerio de Hacienda. Bonos Ley 131-11	1,506,445,219.55	3.622%	
Ministerio de Hacienda, Bonos Ley 58-13	3,140,691,535.23	7.551%	
EGE Haina Bonos Corporativos DOP	41,487,612.06	0.100%	
Ministerio de Hacienda. Bonos Ley 366-09	2,491,490,152.11	5.990%	
Alpha Sociedad de Valores, Bonos Corporativos	1,546,517.81	0.004%	
Parallax Valores, Bonos Corporativos	14,676,456.75	0.035%	
Bonos Corporativos Consorcio Remix	38,477,399.81	0.093%	
Bonos Corporativos Motor Credito	782,680.85	0.002%	
Bonos Corporativos UNICA	20,961,579.17	0.050%	
Bonos Corporativos Asociación La Vega Real de AyP	1,566,859.72	0.004%	
Bonos Subordinados Banco Caribe	35,023,363.22	0.084%	
Banco Central R. D. Letras	4,980,101.70	0.012%	
Ministerio de Hacienda, Bonos Ley 687-16	2,049,157,909.90	4.927%	43,370,571.89
Papeles Comerciales BHD Valores	162,148,506.57	0.390%	
Bonos Corporativos Dominican Power Partners	647,274,373.53	1.556%	13,678,197.70
Ministerio de Hacienda Bonos Ley 693-16 2032	425,302,775.07	1.023%	
Total Transado ===>	**RD$41,591,268,743.68**	**100.00%**	**US$60,775,558.40**

*** Valorizado según la tasa de cambio del día de realización de las operaciones.**

Porcentaje Negociado Agrupado por Tipo de Entidad

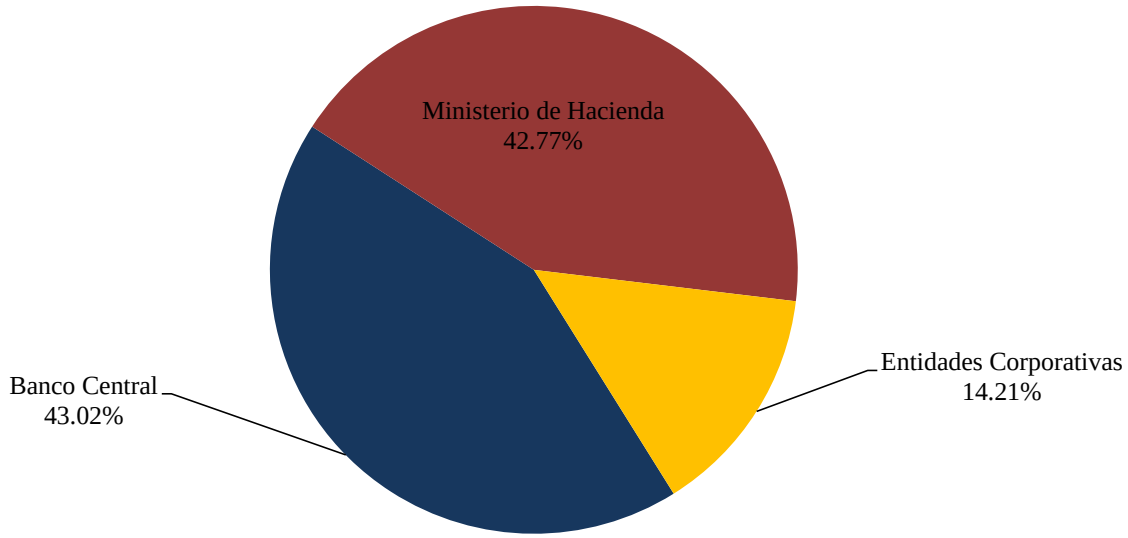

Operaciones Transadas en el Mercado Bursátil
Primario y Secundario
abril-2017

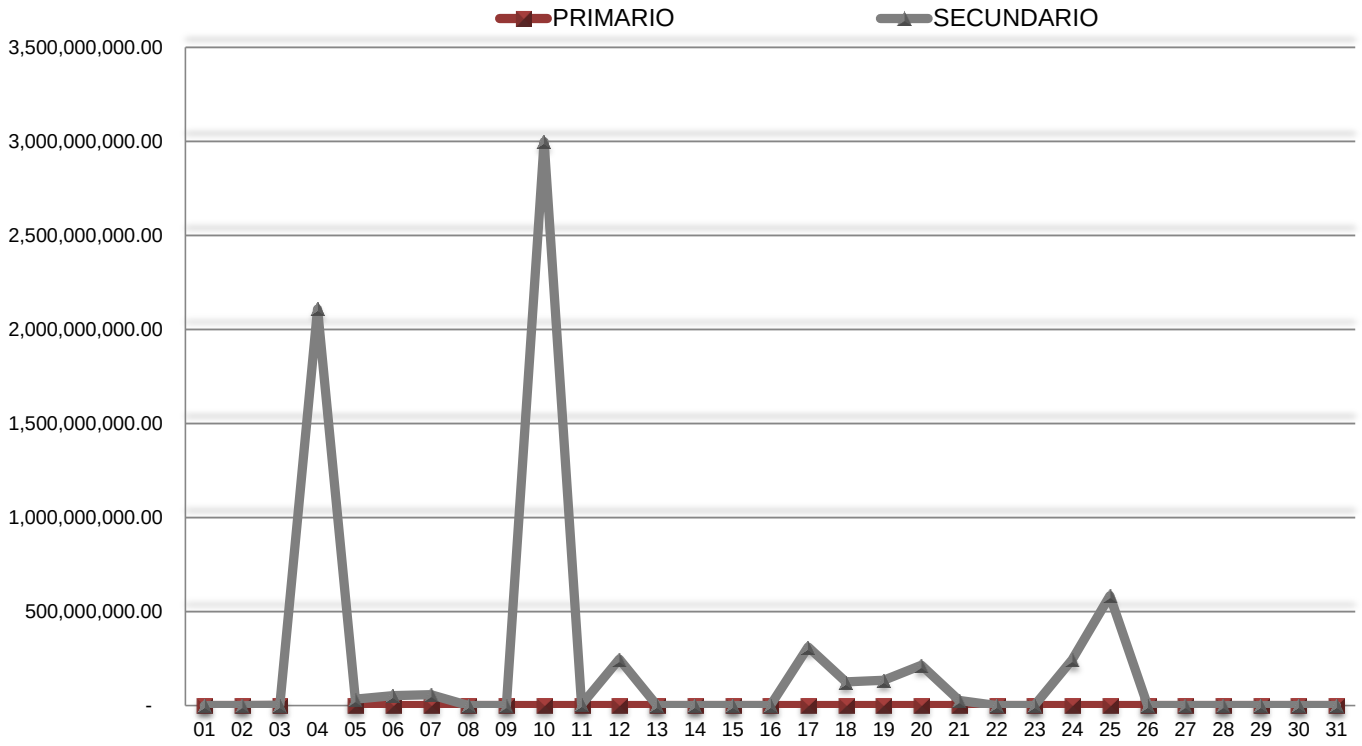

Acumulado del Mes por Mercado

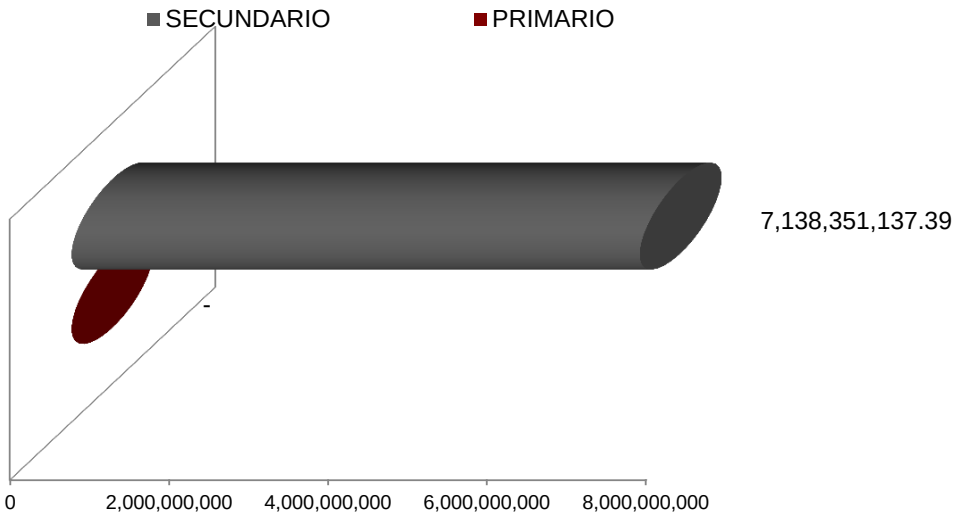

Emisiones Vigentes en el Mercado de Valores
Valores de Renta Fija

Puesto Estructurador	Instrumento	Empresas Emisoras	Monto del Programa de Emisión	Monto Ofertado al Público (AOP)	Monto Colocado del AOP	Pendiente Colocación del AOP	Monto Dejado o Aún por Ofertar al Público	Mínimo de Inversión MP	Tasa Fija(F) o Variable(V)		Fecha Emision	Fecha Vencimiento	Pagos	Ultima Calificación	
BNVAL 809-565-6621	Letras Hipotecarias	Banco Nacional de las Exportaciones (BANDEX)	1,000,000,000	1,000,000,000	220,000,000 [3]	107,500,000	0	RD$100,000	9.74%	V	31/07/2007	31/07/2017	Mensual	Fitch / Feller 17/04/2017 27/01/2016	AA+ (dom) A(dom)
IPSA 809-544-5724	Bonos Subordinados	Banco Popular Dominicano	4,100,000,000	4,100,000,000	4,079,000,000	21,000,000	0	RD$1,000,000	10.20%	V	26/12/2007	26/12/2017	Mensual	Fitch / Feller 17/04/2017 22/04/2016	AA+(dom) AA+
BHDV 809-243-3600	Bonos Corporativos en USD	Consorcio Energético Punta Cana Macao	50,000,000	50,000,000	5,000,000 [2] 5,000,000 [6] 5,000,000 [7] 5,000,000 [8] 5,000,000 [9] 5,000,000 [10]	0	0	US$1,000	7.00% 6.75% 6.75% 6.75% 6.75% 6.75%	F	05/10/2010 03/11/2010 03/11/2010 03/11/2010 03/11/2010 03/11/2010	05/10/2017 03/11/2017 03/11/2017 03/11/2017 03/11/2017 03/11/2017	Mensual	Fitch 12/04/2017 Feller 14/01/2016	AAA(dom) AA
BHDV 809-243-3600	Bonos Corporativos en USD	Consorcio Energético Punta Cana Macao	50,000,000	50,000,000	5,000,000 [1] 5,000,000 [2] 5,000,000 [3] 5,000,000 [4] 5,000,000 [5] 5,000,000 [6] 5,000,000 [7] 5,000,000 [8] 5,000,000 [9] 5,000,000 [10]	0	0	US$100	6.50% 6.50% 6.50% 7.25% 7.25% 7.25% 7.25% 7.25% 7.25% 7.25%	F	03/02/2012 03/02/2012 03/02/2012 12/03/2012 12/03/2012 12/03/2012 12/03/2012 12/03/2012 12/03/2012 12/03/2012	03/02/2018 03/02/2018 03/02/2018 12/03/2019 12/03/2019 12/03/2019 12/03/2019 12/03/2019 12/03/2019 12/03/2019	Mensual	Feller Rate Dom 07/06/2016 Fitch Ratings 12/04/2017	AA AAA(dom)
IPSA 809-544-5724	Bonos Subordinados	Banco Popular Dominicano	5,000,000,000	5,000,000,000	5,000,000,000 [1]	0	0	RD$1,000,000	9.30%	V	29/10/2012	29/10/2022	Mensual	Fitch, 17/04/2016 Feller, Junio 2013	AA+(dom) AA+
CITIV 809-473-2400	Bonos	International Finance Corporation	390,000,000	390,000,000	390,000,000 [1]	0	0	RD$100,000	10.50%	F	30/11/2012	30/11/2017	Semestral	Standard & Poors	AAA
CITIV 809-473-2400	Bonos Ordinarios	Asociación Popular de A&P	3,000,000,000	1,500,000,000	1,000,000,000 [1] 500,000,000 [2]	0	1,500,000,000	RD$10,000	10.90% 10.90%	F	07/03/2013	07/03/2018	Semestral	Fitch / Feller 20/04/2017 21/10/2015	AA-(dom) A+
CITIV 809-473-2400	Bonos Corporativos en USD	EGE HAINA	100,000,000	100,000,000	10,000,000 [1] 10,000,000 [2] 9,999,992 [3] 10,000,000 [4] 10,000,000 [5] 9,999,988 [6] 10,000,000 [7] 10,000,000 [8] 10,000,000 [9] 10,000,000 [10]	0.00	20	USD $30.00	6.25% 6.00% 6.00% 6.00% 6.00% 6.00% 6.00% 6.00% 5.75% 5.75%	F	23/01/2014 13/02/2014 13/02/2014 04/03/2014 04/03/2014 17/03/2014 17/03/2014 21/04/2014 27/05/2014 27/05/2014	23/01/2020 13/02/2020 13/02/2020 04/03/2020 04/03/2020 17/03/2020 17/03/2020 21/04/2020 27/05/2020 27/05/2020	Mensual	Fitch Ratings 17/04/2017 Feller-Rate 23/03/2016	AA-(dom) A
BHD LEON 809-243-3600	Bonos Corporativos en USD	Compañía de Electricidad de Puerto Plata	25,000,000	25,000,000	5,000,000 [4] 5,000,000 [5]	10,000,000	0	USD $30.00	6.00% 6.00%	F	12/03/2014 12/03/2014	12/03/2019 12/03/2019	Mensual	Fitch Ratings: 12/04/2017	BBB(dom)

Emisiones Vigentes en el Mercado de Valores
Valores de Renta Fija

Puesto Estructurador	Instrumento	Empresas Emisoras	Monto del Programa de Emisión	Monto Ofertado al Público (AOP)	Monto Colocado del AOP	Pendiente Colocación del AOP	Monto Dejado o Aún por Ofertar al Público	Mínimo de Inversión MP	Tasa Fija(F) o Variable(V)		Fecha Emision	Fecha Vencimiento	Pagos	Ultima Calificación	
PARVA 809-560-0909	Bonos Subordinados	Banco Caribe	150,000,000	150,000,000	10,000,000 [1] 10,000,000 [2] 10,000,000 [3] 10,000,000 [4] 10,000,000 [5] 10,000,000 [6] 10,000,000 [7] 10,000,000 [8] 10,000,000 [9] 10,000,000 [10] 10,000,000 [11] 10,000,000 [12] 10,000,000 [13] 10,000,000 [14] 10,000,000 [15]	0	0	RD$1,000	10.24%	V	29/04/2015 29/04/2015 29/04/2015 29/04/2015 29/04/2015 29/04/2015 29/04/2015 29/04/2015 29/04/2015 29/04/2015 29/04/2015 29/04/2015 29/04/2015 29/04/2015 29/04/2015	29/04/2021 29/04/2021 29/04/2021 29/04/2021 29/04/2021 29/04/2021 29/04/2021 29/04/2021 29/04/2021 29/04/2021 29/04/2021 29/04/2021 29/04/2021 29/04/2021 29/04/2021	Trimestral	Feller Rate 08/04/2016	BBB+(dom)
PARVA 809-560-0909	Bonos Corporativos	Parallax Valores	500,000,000	500,000,000	100,000,000 [1]	0	0	RD$1,000	10.25%	F	20/08/2014	20/08/2017	Mensual	Fitch Rating 29/12/2016	BBB(dom) BBB+
INRES 809-960-4551	Bonos Subordinados	Banco de Reservas	10,000,000,000	10,000,000,000	5,000,000,000 [1] 5,000,000,000 [2]	0	0	RD$1,000	10.20% 10.20%	V	29/12/2014 29/12/2014	29/12/2024 29/12/2024	Semestral	Fitch/ Feller 12/01/2016 31/01/2017	AA+(dom) AA
CITIV 809-473-2400	Bonos Corporativos en USD	EGE HAINA	100,000,000	100,000,000	10,000,000 [1] 10,000,000 [2] 10,000,000 [3] 10,000,000 [4] 10,000,000 [5] 10,000,000 [6] 10,000,000 [7] 10,000,000 [8] 10,000,000 [9] 10,000,000 [10]	0	0	USD $30.00	7.00% 6.50% 6.25% 6.25% 6.25% 6.00% 6.00% 6.00% 5.75% 5.75%	F	23/01/2015 25/02/2015 25/03/2015 25/03/2015 25/03/2015 28/04/2015 28/04/2015 28/04/2015 11/06/2015 11/06/2015	23/01/2025 25/02/2025 25/03/2025 25/03/2025 25/03/2025 28/04/2025 28/04/2025 28/04/2025 11/06/2025 11/06/2025	Trimestral	Fitch Rating 17/04/2017 Feller Rate 23/03/2016	AA-(dom) A
PARVA 809-560-0909	Bonos Corporativos	Parallax Valores	900,000,000	900,000,000	100,000,000 [1] 100,000,000 [2] 100,000,000 [3] 100,000,000 [4] 100,000,000 [5] 100,000,000 [6] 100,000,000 [7] 100,000,000 [8] 100,000,000 [9]	0	-	RD$1,000.00	9.50% 9.75% 10.00% 10.25% 10.25% 10.25% 9.90% 9.90% 9.90%	F	22/09/2015 22/09/2015 22/09/2015 22/09/2015 22/09/2015 22/09/2015 10/03/2016 10/03/2016 10/03/2016	22/09/2017 22/09/2018 22/09/2019 22/09/2020 22/09/2020 22/09/2020 10/03/2019 10/03/2019 10/03/2019	Mensual Mensual Semestral Semestral Semestral Semestral Semestral Semestral Semestral	Fitch Rating 29/12/2016 Feller Rates 27/01/2016	BBB(dom) BBB+
IPSA 809-544-5724	Bonos Corporativos	Asociación La Vega Real de Ahorros y Préstamos	800,000,000	800,000,000	100,000,000 [1] 100,000,000 [2] 100,000,000 [3] 100,000,000 [4] 100,000,000 [5] 100,000,000 [6] 50,000,000 [7] 150,000,000 [8]	0	-	RD$1,000.00	10.21% 10.21% 10.21% 10.21% 10.21% 10.21% 10.21% 10.21%	V	22/10/2015 22/10/2015 22/10/2015 22/10/2015 22/10/2015 22/10/2015 22/10/2015 22/04/2016	22/10/2025 22/10/2025 22/10/2025 22/10/2025 22/10/2025 22/10/2025 22/10/2025 22/04/2021	Mensual Mensual Mensual Mensual Mensual Mensual Mensual Mensual	Fitch Rating 12/04/2017	A-(dom)
BHD LEON 809-243-3600	Bonos Corporativos en USD	Consorcio Energético Punta Cana Macao	100,000,000	100,000,000	25,000,000 [1] 10,324,000 [2] 20,605,000 [3] 20,924,800 [4]	23,146,200	-	USD $30.00	5.15% 6.25% 6.25% 6.25%	F	12/11/2015 20/04/2016 20/04/2016 20/04/2016	12/11/2025 20/04/2026 20/04/2026 20/04/2026	Trimestral Mensual Mensual Mensual	Fitch Rating 12/04/2017 Feller Rate 15/01/2016	AAA(dom) AA
UNICA 809-807-2002	Bonos Corporativos	United Capital Puesto de Bolsa	1,000,000,000	1,000,000,000	50,000,000 [1] 50,000,000 [2] 50,000,000 [3] 50,000,000 [4] 50,000,000 [5] 50,000,000 [6] 50,000,000 [7] 50,000,000 [8] 50,000,000 [9] 50,000,000 [10] 50,000,000 [11] 50,000,000 [12] 50,000,000 [13] 50,000,000 [14] 50,000,000 [15] 50,000,000 [16] 50,000,000 [17] 50,000,000 [18] 50,000,000 [19] 50,000,000 [20]	0	0	RD$1,000.00	9.50% 9.50% 9.50% 9.50% 9.50% 9.50% 9.50% 9.50% 9.50% 9.50% 9.50% 9.50% 9.50% 9.50% 9.50% 9.50% 9.50% 9.50% 9.50% 9.50%	F	03/12/2015 03/12/2015 03/12/2015 03/12/2015 03/12/2015 03/12/2015 03/12/2015 03/12/2015 03/12/2015 03/12/2015 03/12/2015 03/12/2015 03/12/2015 03/12/2015 03/12/2015 03/12/2015 03/12/2015 03/12/2015 03/12/2015 03/12/2015	03/12/2017 03/12/2017 03/12/2017 03/12/2017 03/12/2017 03/12/2017 03/12/2017 03/12/2017 03/12/2017 03/12/2017 03/12/2017 03/12/2017 03/12/2017 03/12/2017 03/12/2017 03/12/2017 03/12/2017 03/12/2017 03/12/2017 03/12/2017	Mensual Mensual Semestral Semestral Semestral Semestral Semestral Semestral Semestral Semestral Semestral Semestral Semestral Semestral Semestral Semestral Semestral Semestral Semestral Semestral	Feller Rate 24/04/2017	BBB+
CCI 809-566-6084	Bonos Corporativos	Consorcio Remix	300,000,000	300,000,000	50,000,000 [1] 50,000,000 [2] 50,000,000 [3] 50,000,000 [4] 34,097,728 [5] 50,000,000 [6]	15,902,272.00	15,902,272.00	RD$1,000.00	11.25% 11.75% 12.00% 12.00% 11.75% 11.25%	F	27/04/2016 27/04/2016 27/04/2016 27/04/2016 26/10/2016 15/12/2016	27/10/2017 27/07/2018 27/04/2019 27/04/2019 26/02/2019 15/06/2018	Trimestral Trimestral Trimestral Trimestral Trimestral Trimestral	Feller Rate 01/01/2016	BBB

Emisiones Vigentes en el Mercado de Valores
Valores de Renta Fija

Puesto Estructurador	Instrumento	Empresas Emisoras	Monto del Programa de Emisión	Monto Ofertado al Público (AOP)	Monto Colocado del AOP	Pendiente Colocación del AOP	Monto Dejado o Aún por Ofertar al Público	Mínimo de Inversión MP	Tasa Fija(F) o Variable(V)		Fecha Emision	Fecha Vencimiento	Pagos	Ultima Calificación	
BHD LEON 809-243-3600	Bonos Corporativos	Motor Credito	500,000,000	500,000,000	50,000,000 [1] 50,000,000 [2] 50,000,000 [3] 50,000,000 [4] 50,000,000 [5] 50,000,000 [6] 50,000,000 [7] 50,000,000 [8] 50,000,000 [9] 50,000,000 [10]	-	-	RD$1,000.00	9.65% 9.65% 9.65% 9.65% 9.75% 9.75% 10.15% 10.15% 10.15% 10.15%	F	03/05/2016 03/05/2016 03/08/2016 03/08/2016 06/09/2016 06/09/2016 12/12/2016 12/12/2016 02/02/2017 02/02/2017	03/05/2019 03/05/2019 03/08/2019 03/08/2019 06/09/2020 06/09/2020 12/12/2019 12/12/2019 02/02/2020 02/02/2020	Mensual Mensual Mensual Mensual Mensual Mensual Mensual Mensual Mensual Mensual	Fitch Rating 11/04/2017	A-(dom)
ALPHA 809-732-1080	Bonos Corporativos	ALPHA Puesto de Bolsa	1,000,000,000	800,000,000	75,000,000 [1] 200,000,000 [2] 200,000,000 [3] 200,000,000 [4]	125,000,000.00	200,000,000	RD$1,000.00	9.50% 9.60% 9.60% 9.60%	F	09/05/2016 09/05/2016 09/05/2016 09/05/2016	09/05/2019 09/05/2019 09/05/2019 09/05/2019	Trimestral Semestral Semestral Semestral	Feller Rates 27/01/2016	BBB(dom)
CITIV 809-473-2400	Bonos Corporativos	EGE HAINA	4,550,950,000	4,550,950,000	227,547,500 [1] 227,547,500 [2] 227,547,500 [3] 227,547,500 [4] 227,547,500 [5] 227,547,500 [6] 227,547,500 [7] 227,547,500 [8] 227,547,500 [9] 227,547,500 [10] 227,547,500 [11] 227,547,500 [12] 227,547,500 [13] 227,547,500 [14] 227,547,500 [15] 227,547,500 [16] 227,547,500 [17] 227,547,500 [18] 227,547,500 [19] 227,547,500 [20]	-	-	RD$1.00	12.00% 12.00% 12.00% 11.50% 11.50% 11.50% 11.50% 11.50% 11.50% 11.50% 11.25% 11.25% 11.25% 11.25% 11.25% 11.25% 11.25% 11.25% 11.25% 11.25%	F	27/06/2016 27/06/2016 27/06/2016 21/07/2016 21/07/2016 21/07/2016 21/07/2016 21/07/2016 21/07/2016 21/07/2016 10/08/2016 10/08/2016 10/08/2016 10/08/2016 10/08/2016 10/08/2016 10/08/2016 10/08/2016 10/08/2016 10/08/2016	27/06/2026 27/06/2026 27/06/2026 21/07/2026 21/07/2026 21/07/2026 21/07/2026 21/07/2026 21/07/2026 21/07/2026 10/08/2026 10/08/2026 10/08/2026 10/08/2026 10/08/2026 10/08/2026 10/08/2026 10/08/2026 10/08/2026 10/08/2026	Mensual Mensual Mensual Mensual Mensual Mensual Mensual Mensual Mensual Mensual Mensual Mensual Mensual Mensual Mensual Mensual Mensual Mensual Mensual Mensual	Fitch Dom 17/04/2017 Feller Rate 23/03/16	AA-(dom) A
CITIV 809-473-2400	Bonos	IFC	4,000,000,000	450,000,000	180,349,900 [1] [2]	269,650,100	3,550,000,000	RD$1.00	8.75%	F	21/07/016	21/01/2023	Semestral	Standard & Poors 23/12/2015	AAA
PARVA 809-560-0909	Bonos Subordinados	Banco Múltiple Santa Cruz, S. A.	500,000,000	500,000,000	100,000,000 [1] 100,000,000 [2] 100,000,000 [3] 100,000,000 [4] 100,000,000 [5]	0	0	RD$1,000.00	10.11% 10.11% 10.11% 10.11% 10.11%	V	25/02/2016 25/02/2016 25/02/2016 25/02/2016 25/02/2016	25/02/2023 25/02/2023 25/02/2023 25/02/2023 25/02/2023	Semestral Semestral Semestral Semestral Semestral	Fitch Rating 11/04/2017	A- (dom)
PARVA 809-560-0909	Bonos Corporativos	Parallax Valores	900,000,000	400,000,000	100,000,000 [1] 100,000,000 [2] 100,000,000 [3] 100,000,000 [4]	0	500,000,000	RD$1,000.00	9.45% 9.45% 9.70% 9.70%	F	22/09/2016 22/09/2016 22/09/2016 22/09/2016	22/09/2018 22/09/2018 22/09/2019 22/09/2019	Mensual Mensual Mensual Mensual	Fitch Rating 29/12/2016 Feller Rates 27/01/2016	BBB(dom) BBB+
CITIV 809-473-2400	Bonos Ordinarios	Asociación Popular de A&P	3,000,000,000	3,000,000,000	500,000,000 [1] 500,000,000 [2] 500,000,000 [3] 400,000,000 [4] 400,000,000 [5] 400,000,000 [6]	0	300,000,000	RD$1,000	10.00% 10.00% 10.00% 9.73% 9.73% 9.73%	F V 	19/09/2016	19/09/2026	Semestral	Fitch / Feller 20/04/2017 21/10/2015	AA-(dom) A+
IPSA **809-544-5724**	Bonos Subordinados	Banco Popular Dominicano	10,000,000,000	10,000,000,000	1,000,000,000 [1] 1,000,000,000 [2] 1,000,000,000 [3] 1,000,000,000 [4] 1,000,000,000 [5] 1,000,000,000 [6] 1,000,000,000 [7] 1,000,000,000 [8] 1,000,000,000 [9] 1,000,000,000 [10]	0	0	RD$1,000.00	10.50% 10.50% 10.50% 10.50% 10.50% 10.50% 10.50% 10.50% 10.50% 10.50%	F	28/11/2016 28/11/2016 28/11/2016 28/11/2016 19/12/2016 19/12/2016 19/12/2016 19/12/2016 24/02/2017 24/02/2017	28/11/2026 28/11/2026 28/11/2026 28/11/2026 19/12/2026 19/12/2026 19/12/2026 19/12/2026 24/02/2027 24/02/2027	Mensual Mensual Mensual Mensual Mensual Mensual Mensual Mensual Mensual Mensual	Fitch Rating 17/04/2017 Feller Rates 28/11/2016	AA+(dom) AA+
INRES 809-960-4551	Valor de Fideicomiso Representativo de Deuda	Fideicomiso para la Operación Mant. Y Expansión Red Vial Principal Rep. Dom.	25,000,000,000	2,500,000,000	2,500,000,000 [1]	0	22,500,000,000	RD$1.00	10.50%	F	28/12/2016	28/12/2026	Semestral	Feller Rate 28/12/2016	AA-
BHD LEON 809-243-3600	Bonos Corporativos	Motor Credito	400,000,000	400,000,000	50,000,000 [4] 50,000,000 [5] 50,000,000 [6] 50,000,000 [7] 50,000,000 [8]	-	-	RD$1,000.00	10.25% 10.25% 10.75% 10.75% 10.75%	F	25/06/2014 25/06/2014 25/06/2014 25/06/2014 25/06/2014	25/06/2017 25/06/2017 25/06/2017 25/06/2018 25/06/2018	Mensual Mensual Mensual Mensual Mensual	Fitch Rating 11/04/2017	A-(dom)

Emisiones Vigentes en el Mercado de Valores
Valores de Renta Fija

Puesto Estructurador	Instrumento	Empresas Emisoras	Monto del Programa de Emisión	Monto Ofertado al Público (AOP)	Monto Colocado del AOP	Pendiente Colocación del AOP	Monto Dejado o Aún por Ofertar al Público	Mínimo de Inversión MP	Tasa Fija(F) o Variable(V)		Fecha Emision	Fecha Vencimiento	Pagos	Ultima Calificación	
IPSA **809-544-5724**	Bonos Corporativos USD	Dominican Power Partners	300,000,000	100,000,000	5,000,000 [1] 5,000,000 [2] 5,000,000 [3] 5,000,000 [4] 5,000,000 [5] 5,000,000 [6] 5,000,000 [7] 5,000,000 [8] 5,000,000 [9] 5,000,000 [10] 5,000,000 [11] 5,000,000 [12] 5,000,000 [13] 5,000,000 [14] 5,000,000 [15] 5,000,000 [16] 5,000,000 [17] 5,000,000 [18] 5,000,000 [19] 5,000,000 [20]	0	200,000,000	RD$1,000.00	6.25% 6.25% 6.25% 6.25% 6.25% 6.25% 6.25% 6.25% 6.25% 6.25% 6.25% 6.25% 6.25% 6.25% 6.25% 6.25% 6.25% 6.25% 6.25% 6.25%	F	03/02/2017 03/02/2017 03/02/2017 03/02/2017 03/02/2017 03/02/2017 03/02/2017 03/02/2017 03/02/2017 03/02/2017 31/03/2017 31/03/2017 31/03/2017 31/03/2017 31/03/2017 31/03/2017 31/03/2017 31/03/2017 31/03/2017 31/03/2017	03/02/2027 03/02/2027 03/02/2027 03/02/2027 03/02/2027 03/02/2027 03/02/2027 03/02/2027 03/02/2027 03/02/2027 31/03/2027 31/03/2027 31/03/2027 31/03/2027 31/03/2027 31/03/2027 31/03/2027 31/03/2027 31/03/2027 31/03/2027	Trimestral Trimestral Trimestral Trimestral Trimestral Trimestral Trimestral Trimestral Trimestral Trimestral Trimestral Trimestral Trimestral Trimestral Trimestral Trimestral Trimestral Trimestral Trimestral Trimestral	Feller Rates 24/04/2017	AA-
PARVA 809-560-0909	Bonos Corporativos USD	Consorcio Remix	2,000,000	2,000,000	2,000,000 [1]	0	0	$0	6.50%	F	07/03/2017	07/09/2018	Trimestral	Feller Rates 27/01/2016	BBB(dom) BBB+